

MegaBoost Tankless Electric Water Heater Booster

› Booster for electric or gas tank water heater

Features

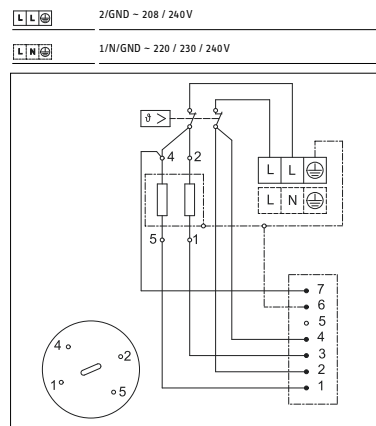
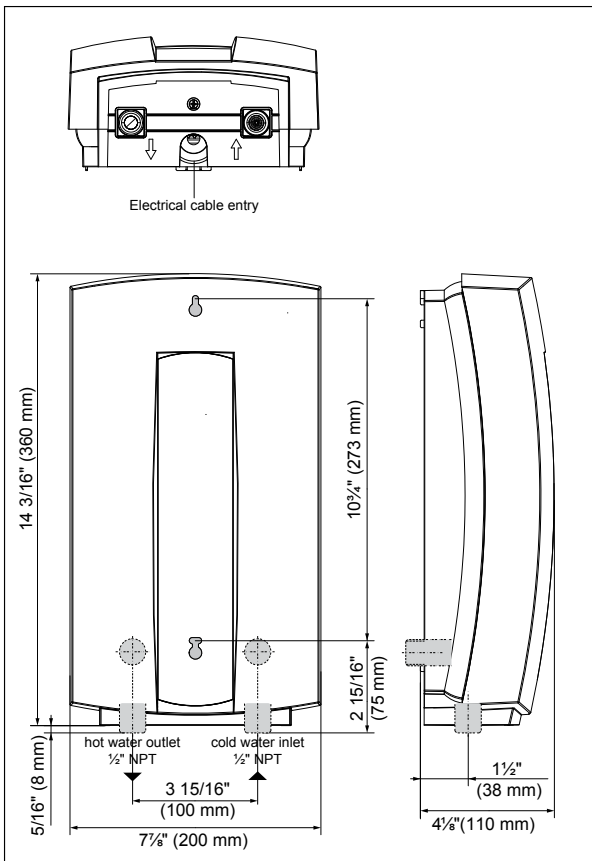
- › Significantly increases mixed water volume
- › Greatly decreases tank recovery times
- › High limit switch with manual reset
- › Easy installation 1/2" NPT connections
- › Exclusive design prevents dry firing
- › No additional T&P relief valve needed (Check local code)
- › 7 year leakage/3 year parts warranty
- › Copper sheathed heating element housed in copper cylinder
- › On-demand, continuous hot water
- › 99% efficiency
- › Flow sensor & electronic control activated for silent operation
- › Conveniently mounts on wall
- › Engineered and manufactured in Germany



Model

Model	Phase	Voltage	kW	Amps	Circuit Breaker	Minimum Wire Size
MegaBoost	single	240 V	9.6	40	40	8/2 AWG
	single	208 V	7.2	35	35	8/2 AWG

Model	MegaBoost
Part number	524201
Weight	5.9 lbs / 2.7 kg
Min. flow to activate	0.264 gpm / 1.0 l/min
Max. inlet water temp.	131°F / 55°C.
Operating Pressure	Min. 30 psi, Max. 150 psi
Cover	White ABS



Intertek
 Conforms to UL Std. 499
 Certified to CAN/CSA
 Std. C22.2 No. 64



Tested and certified by WQA
 against NSF/ANSI/CAN 372
 for lead free compliance.



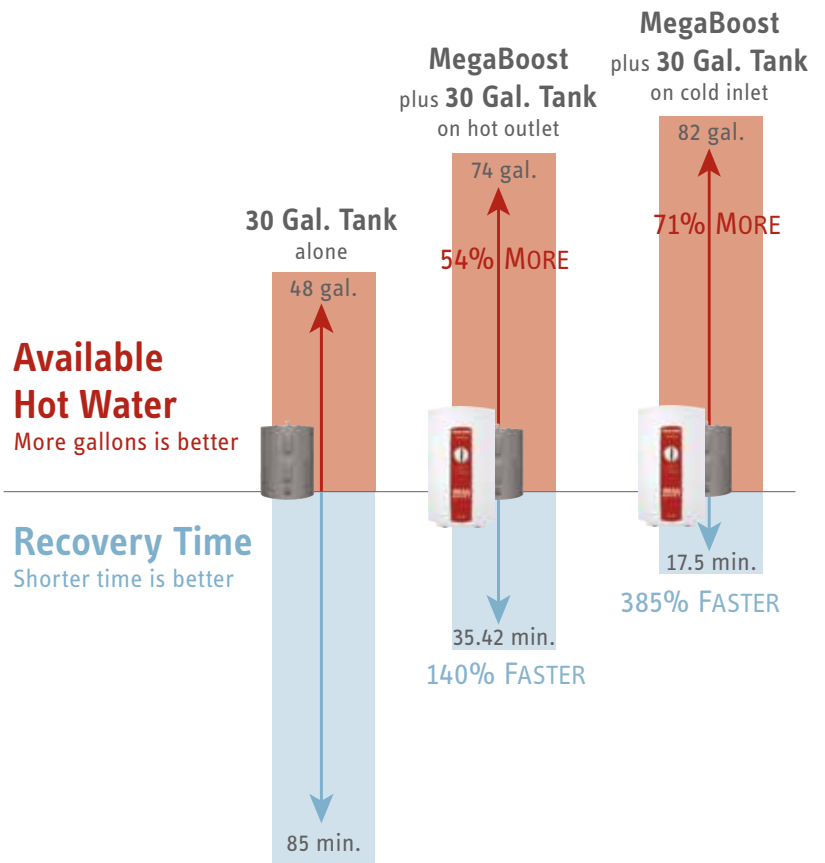
rev. 11.2024. Due to our continuous process of engineering and technological advancement, specifications may change without notice.

Installation Options and Output Projections

MegaBoost installation on hot water outlet.



MegaBoost installation on cold water inlet.



Specifications

The electric tankless water heater shall be equipped with several copper sheathed heating elements housed in a copper cylinder. The number of heating elements shall be three. The copper cylinder that houses heating elements shall be equipped with a dedicated single pole bimetal type high limit that is attached to the top dome of the cylinder. These safety high limit switches shall have a manual reset that interrupts power at 185°F. The heating elements shall be controlled by a number of triacs (power transistors) which are soldered into the circuit board. The triacs shall be cooled by the incoming cold water. The units shall be equipped with a flow sensor with a miniaturized turbine that feeds the water flow rate information into the main circuit board. The output temperature shall be adjustable between 86°F and 140°F. The temperature adjustment shall be via a knob that is positioned on the front cover. The water connections shall be designed for standard 1/2" NPT female adapter. The housing of the unit shall be made of high impact polycarbonate plastic. The unit shall conform to UL Std. 499, be certified to CAN/CSA Std. C22.2 No. 64, and be certified by WQA against NSF/ANSI/CAN 372 for lead-free compliance.

Engineer/Architect _____	Date _____
Job Name/Customer _____	Location _____
Contractor _____	Representative _____
	Qty kW Voltage Amps
MegaBoost _____	

rev. 11.2024. Due to our continuous process of engineering and technological advancement, specifications may change without notice.